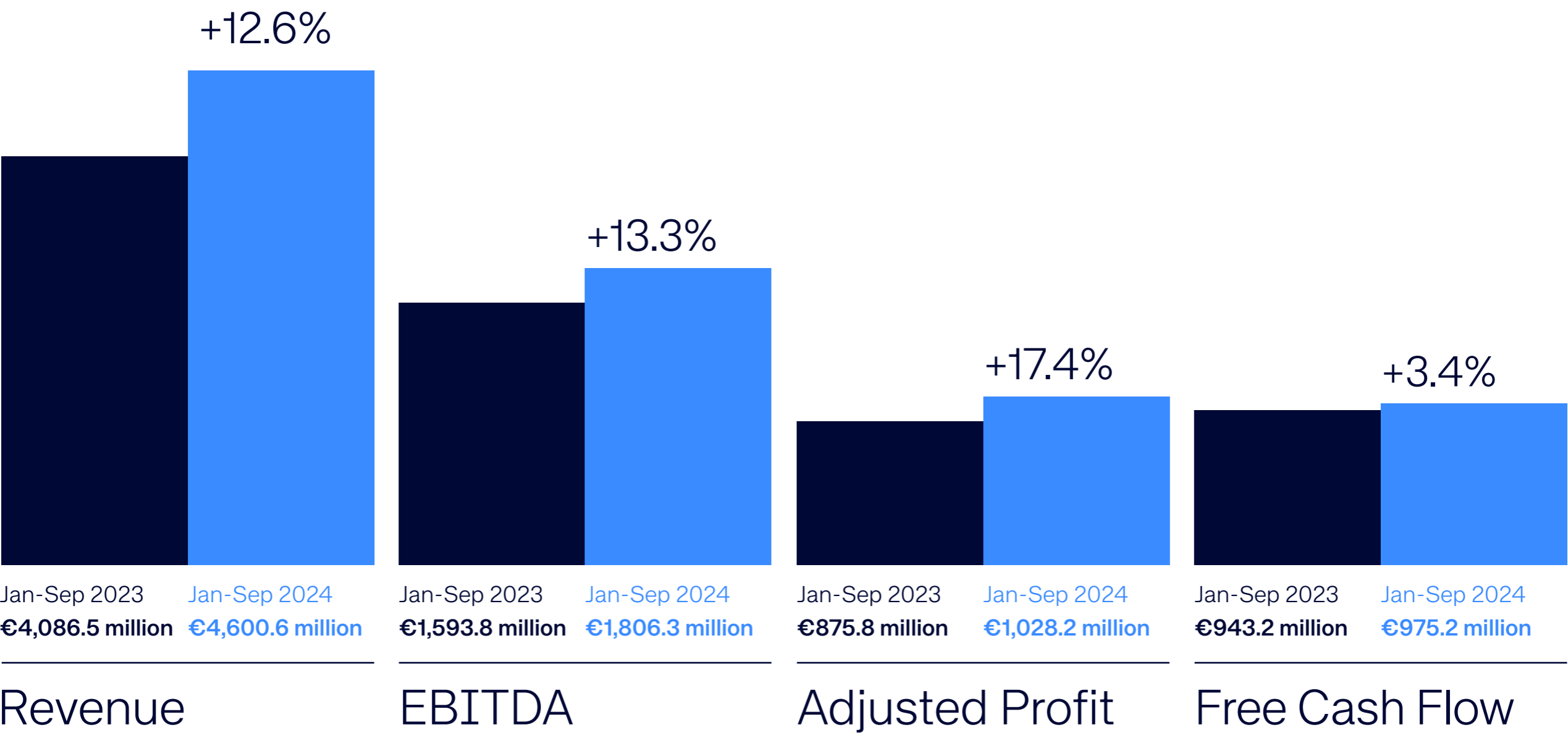


Financial Results

Jan-Sep 2024

Key financial highlights¹



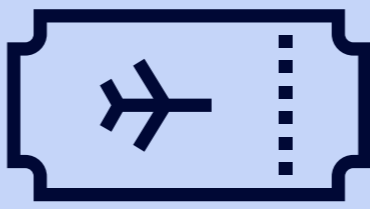
1. Figures are adjusted for reporting purposes. Please reference our last Management Review on our Investor Relations website for the full details.

Air Distribution

Revenue
€ 2,230.5M
(+10.0% vs Jan-Sep 2023)



Bookings
359.8M
(+3.4% vs Jan-Sep 2023)



Air IT Solutions




Revenue
€ 1,636.2M
(+16.2% vs Jan-Sep 2023)

Passengers
boarded
1,626.6M
(+12.0% vs Jan-Sep 2023)

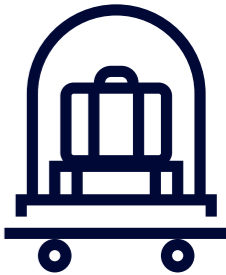


PSS
Customers
207 airlines



Hospitality & Other Solutions

Revenue
€ 733.9M
(+12.9% vs Jan-Sep 2023)



R&D

€ 974.0M
(+18.0% vs Jan-Sep 2023)

R&D investment is reported net of Research Tax Credit (RTC).

