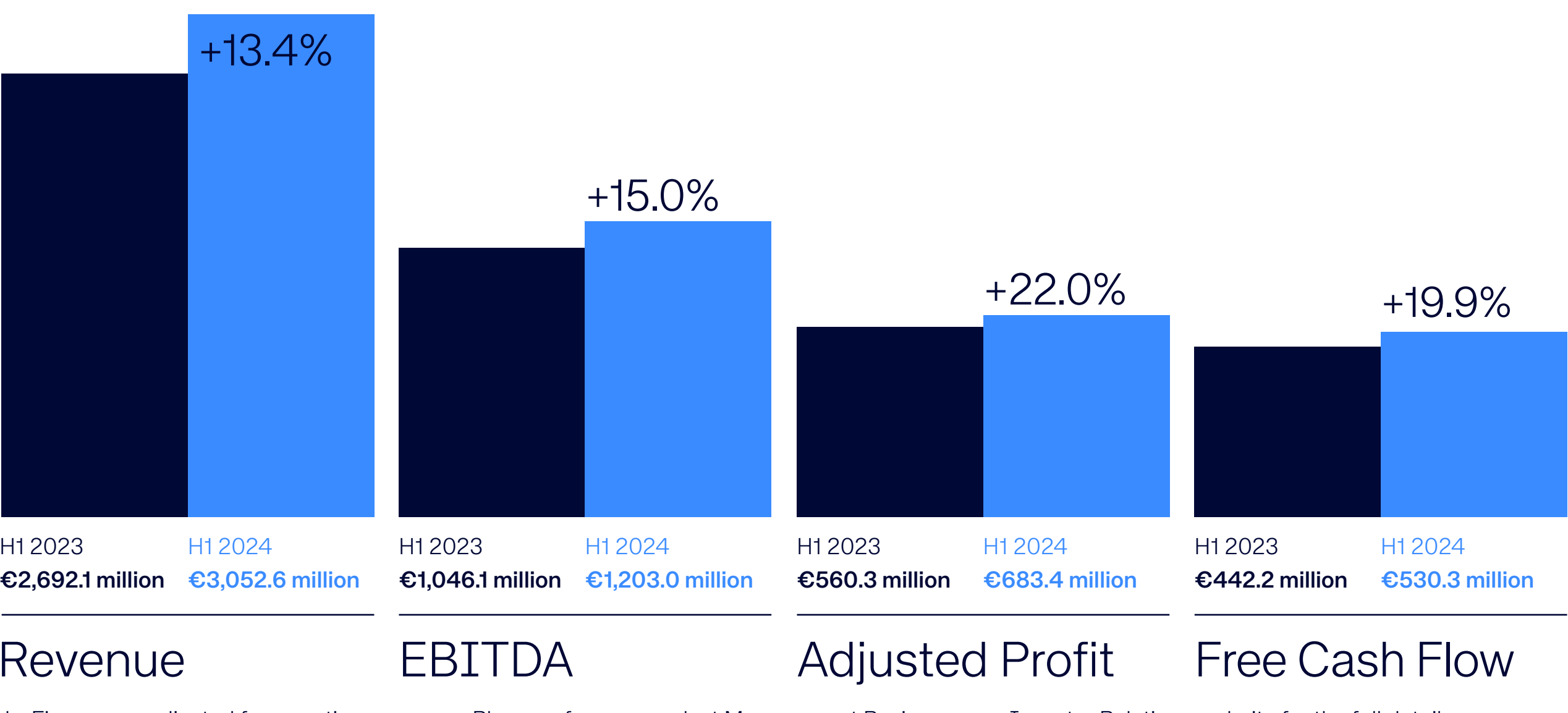


Financial Results

H1 2024

Key financial highlights¹




Air Distribution

Revenue
€ 1,506.0M
(+10.7% vs H1 2023)



Bookings
242.4M
(+2.9% vs H1 2023)




Air IT Solutions



Revenue
€ 1,061.0M
(+17.6% vs H1 2023)




Passengers
boarded
1,029.0M
(+13.9% vs H1 2023)



PSS
Customers
207 airlines

Hospitality & Other Solutions

Revenue
€ 485.6M
(+13.2% vs H1 2023)



R&D

€ 632.9M
(+15.5% vs H1 2023)

R&D investment is reported net of Research Tax Credit (RTC).

