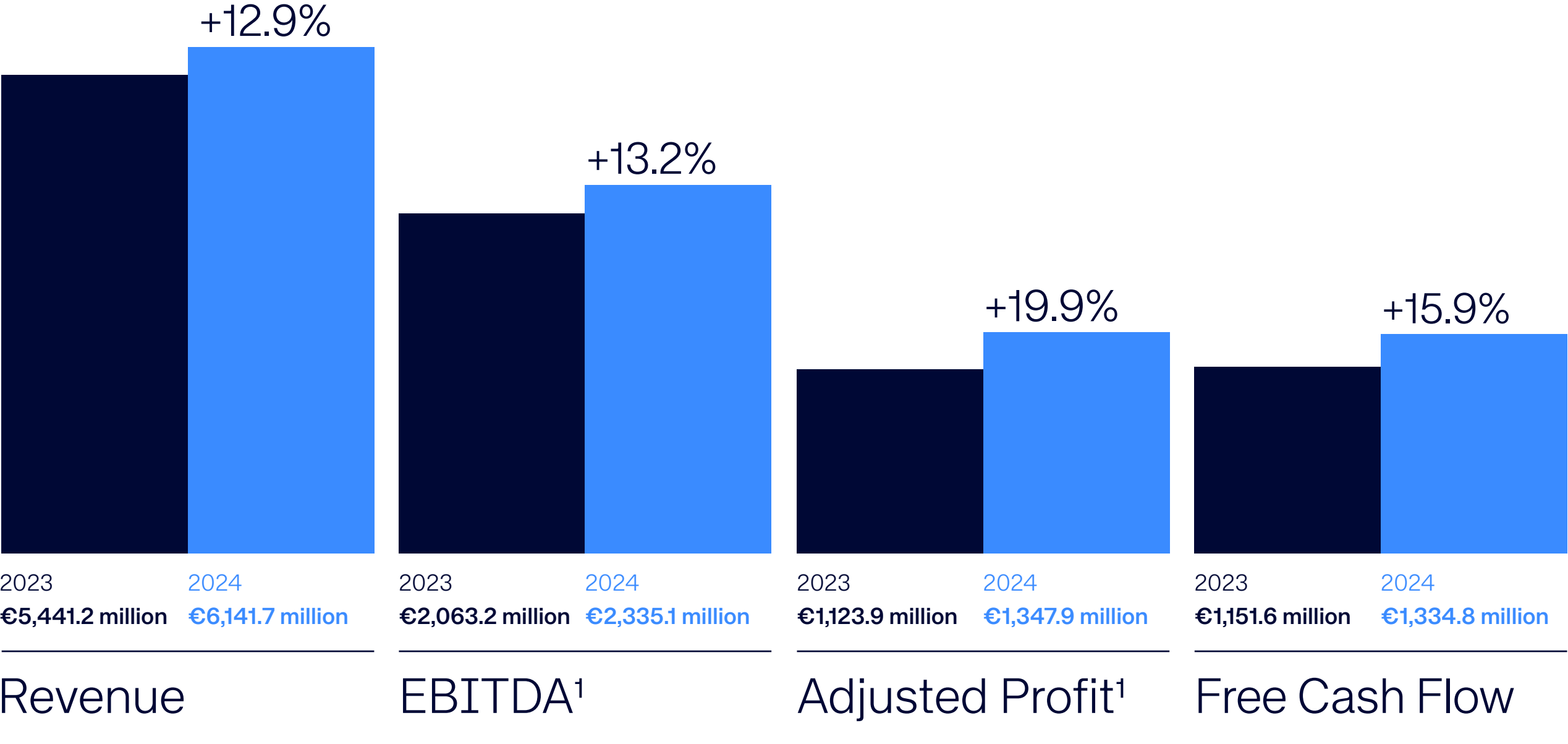


Financial Results 2024

Full Year Highlights

Key financial highlights




Air Distribution

Revenue
€ 2,945.7M
(+10.9% VS 2023)



Bookings
471.2M
(+4.7% vs 2023)



Air IT Solutions



Revenue
€ 2,204.7M
(+15.8% vs 2023)




Passengers
boarded
2,166.1M
(+10.9% vs 2023)



PSS
Customers
205 airlines

Hospitality & Other Solutions

Revenue
€ 991.3M
(+12.3% vs 2023)



R&D

€ 1,333.2M
(+19.5% vs 2023)

R&D investment is reported net of Research Tax Credit (RTC).

