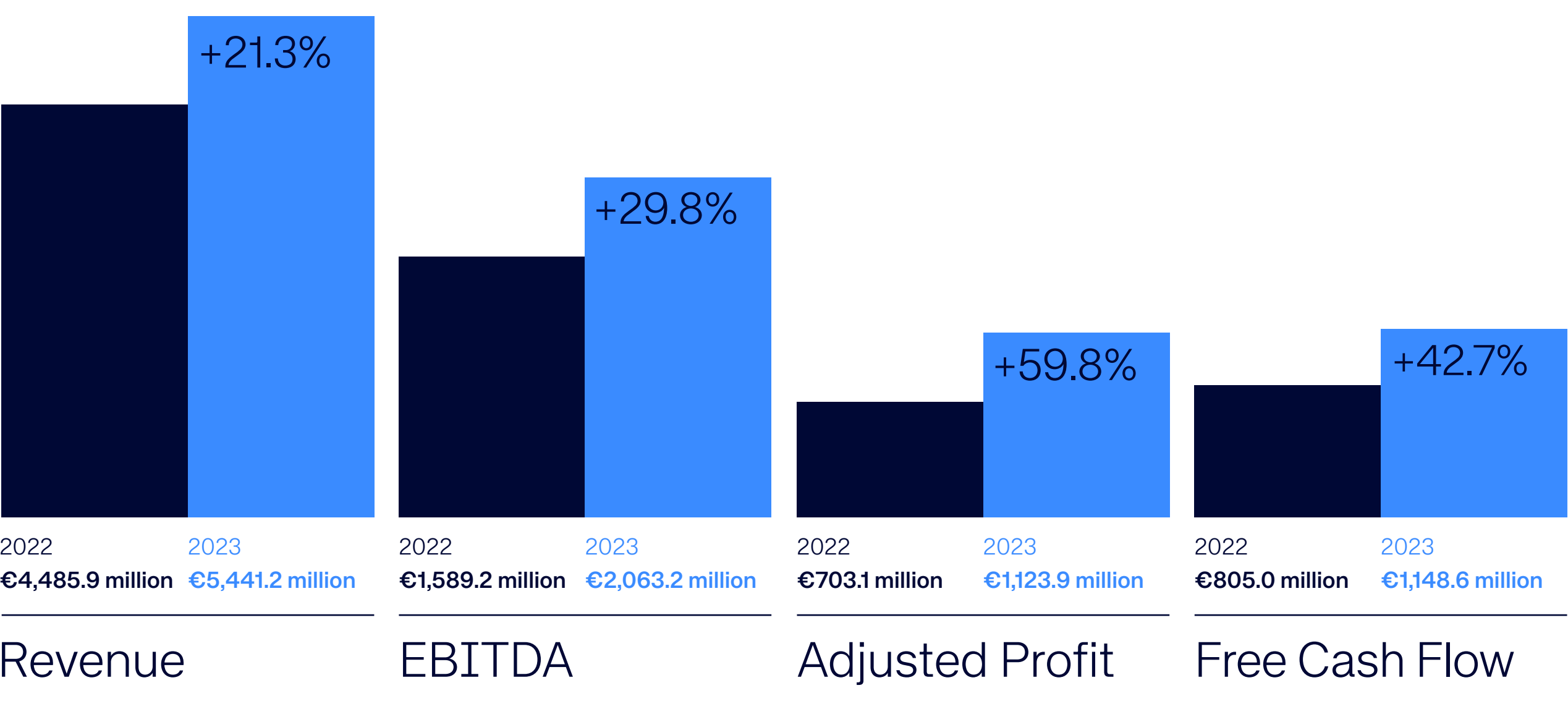


Financial Results

2023 Full Year Highlights

Key financial highlights¹




Air Distribution

Revenue
€ 2,655.1 M
(+23.6% vs 2022)



Bookings
450.2M
(+13.6% VS 2022)




Air IT Solutions



Revenue
€ 1,903.5M
(+21.6% vs 2022)



Passengers
boarded
1,952.3M
(+26.8% VS 2022)



PSS
Customers
209 airlines

Hospitality & Other Solutions

Revenue
€ 882.6M
(+14.2% VS 2022)



R&D

€ 1,115.6M
(+12.9% VS 2022)

R&D investment is reported net of Research Tax Credit (RTC).

