

Optimise planning of your airline's network operations with a single view on schedules and capacity from across the industry



Improve schedule planning and optimise network capacity with meaningful business information

Amadeus Schedule Analytics

Information on the world's airline schedules at your fingertips

Amadeus Schedule Analytics provides airlines with powerful insights into schedule information on a global scale. Airlines can monitor the reach, capacity, market share and evolution of schedules, both for their own airline and competitor carriers. Equipped with this information, airlines can more effectively manage network and capacity planning and therefore make informed strategic decisions regarding future operations.

Features

Amadeus Schedule Analytics is a web-based tool, with visualisation accessed directly from the Amadeus Travel Intelligence Portal. All dashboards have built-in filters and can be downloaded in .csv format for further analysis and business monitoring.

This travel intelligence tool provides airlines with information updated weekly which includes:

- _ Capacity share of top flight segments per airline
- _ Competitor activity for each segment
- _ Capacity changes per flight segment
- _ All inbound and outbound flights into airport hubs, for past and future dates
- _ Detailed flight schedules at flight segment level
- _ Schedule changes over time
- _ Future flight schedules and available seat kilometres for the market

Benefits

Amadeus Schedule Analytics equips airlines with the necessary insights to:

- _ Monitor capacity and frequency changes in the market in order to adjust own flight schedules and capacity as required
- _ Obtain a comprehensive understanding of market schedules including those of competitors in order to assess market positioning
- _ Work on advanced planning for optimised scheduling
- _ Evaluate opportunities for network or schedule changes
- _ Assess viability for new route openings
- _ Identify potential code share or interline agreements
- _ Develop strategic planning with an in-depth knowledge of competitor activities and performance

How does it work?

Amadeus Schedule Analytics consists of 6 complementary dashboards:

Top airline segments highlights an airline's most active segments at city-pair level, enriched with graphical information on competing carriers and their respective capacity share. Airlines can query this information per week, drilling down to a specific airline, region, country, city or airport selection as required.

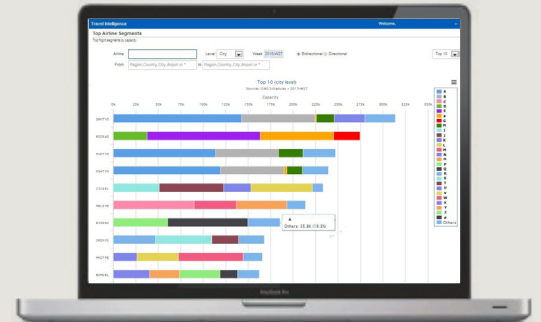
Competition intensity provides a visual representation of each flight segment per airline, allowing airlines to see the intensity of competitor carriers operating on their routes. Airlines can evaluate which routes offer passengers a wider selection of airline alternatives which may increase passengers price sensitivity to schedule timings and adjust these accordingly.

Comparison & trends illustrates the evolution of capacity for all airlines operating on a city or airport pair over time. Airlines can see at a glance trends in schedule capacity, in order to monitor any unexpected changes or new competitor entrants.

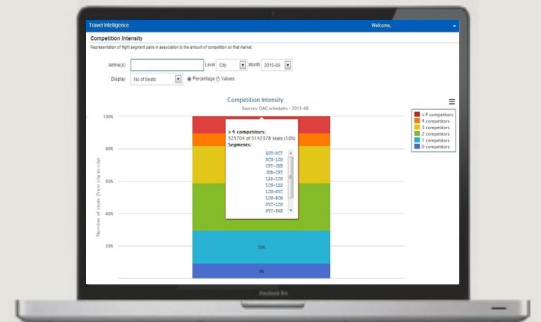
Hub slots offers a graphical timeline representation of flight arrivals and departures for a given airport. Airlines can see which carriers are connecting in/out of the airport any given time. This information enables airlines to evaluate competition and to accommodate their own schedules for a specific destination accordingly.

Capacity & summary provides detailed flight schedule and capacity information for a city pair over a specific time period. This includes information on the number and types of aircrafts flying a route, operating days for each flight and available seat kilometres. Airlines can see which routes, travel dates and departure times offer the greatest capacity.

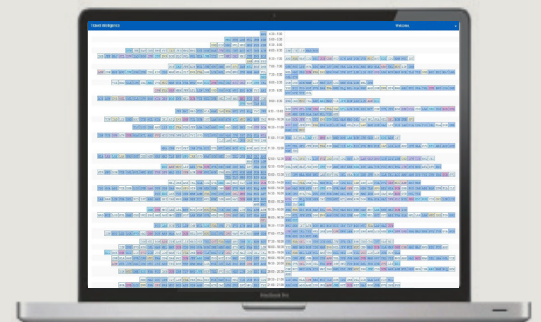
Schedule changes informs airlines of any changes to schedule planning at region, country, city or airport level. This includes the addition, removal or modification of flights between two given time periods.



Dashboard 1: Top airline segments



Dashboard 2: Competition intensity



Dashboard 3: Hub slots

Amadeus is at the heart of the global travel industry. Our people, our technology and our innovation are dedicated to working with our customers and partners to shape the future of travel.

- We help them connect to the travel ecosystem.
- We help them serve the traveller.
- We help them manage their travel business.

Together, let's shape the future of travel.

Find out more
For further information, visit amadeus.com/travelintelligence or contact your Amadeus Account Manager today.



Complementary solutions

- Amadeus Traffic Analytics
- Amadeus Search Analytics

amadeus.com/travelintelligence